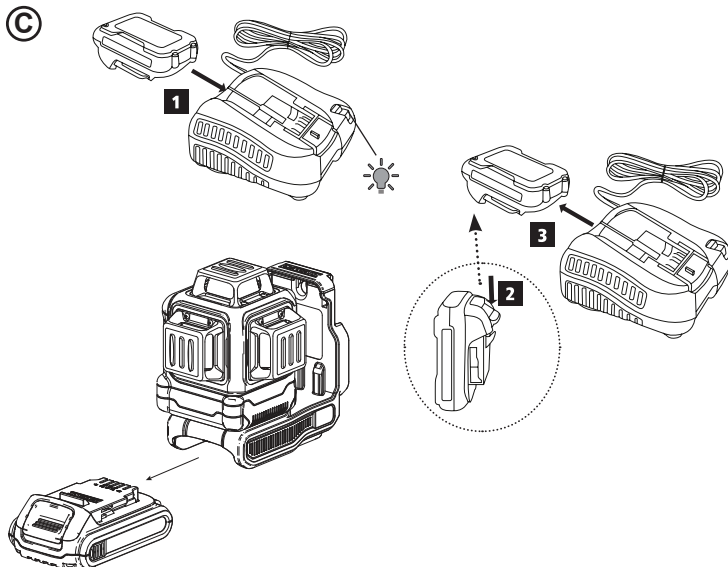
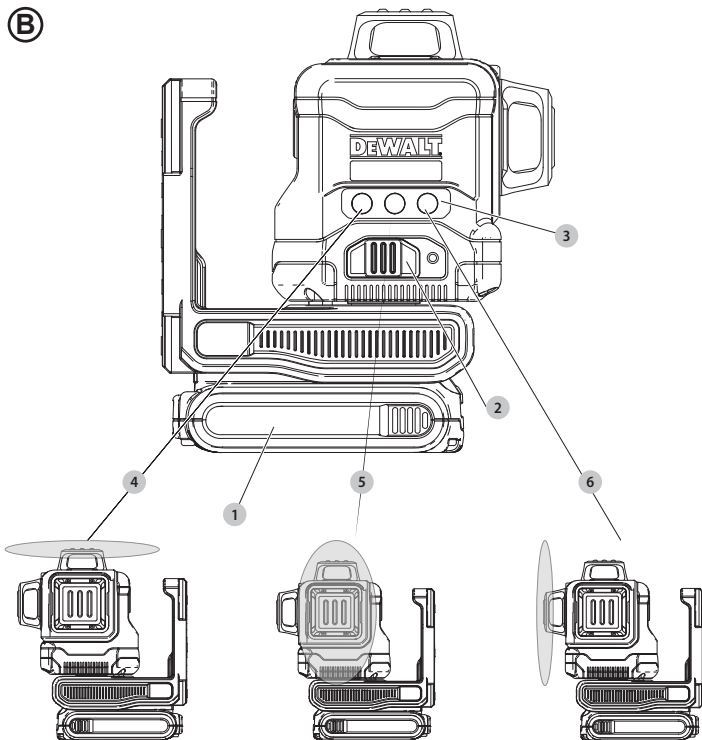
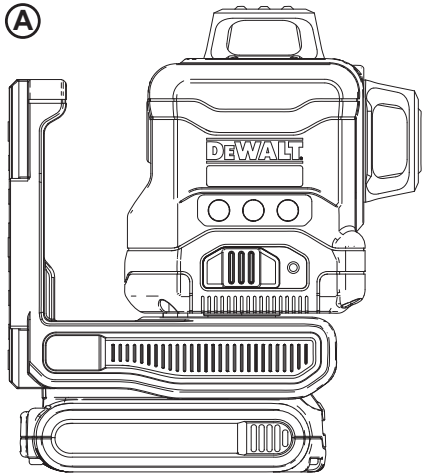
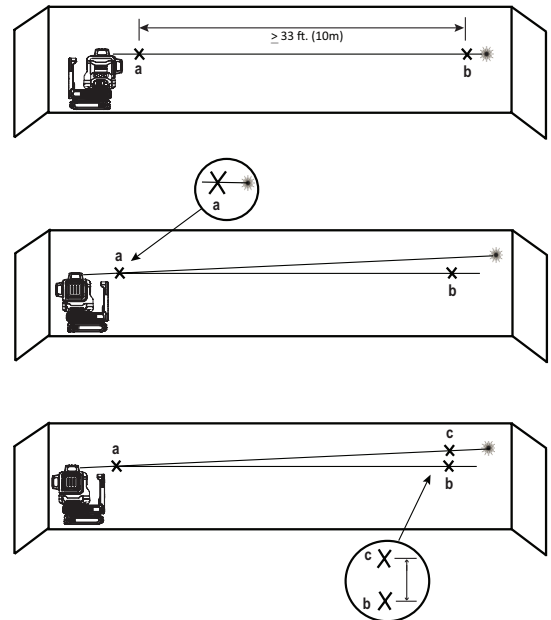




DCLE34031 3x360 Laser



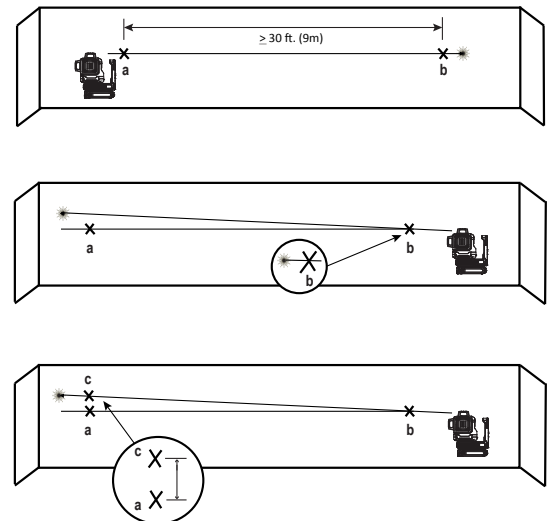
(D)



Distance Between (a) and (b)	Allowable Distance Between (b) and (c)
30'	1/4"
40'	5/16"
50'	13/32"

Distance Between Walls	Allowable Distance Between (b) and (c)
9.0 m	6.2 mm
12.0 m	8.3 mm
15.0 m	10.4 mm

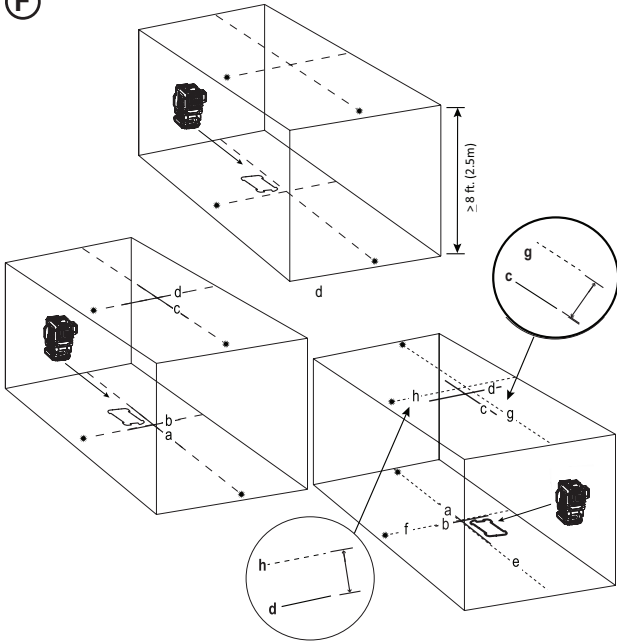
(E)



Distance Between (a) and (b)	Allowable Distance Between (a) and (c)
30'	1/4"
40'	5/16"
50'	13/32"

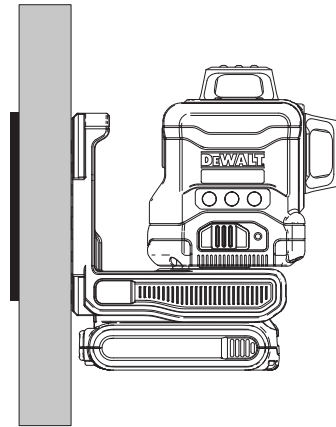
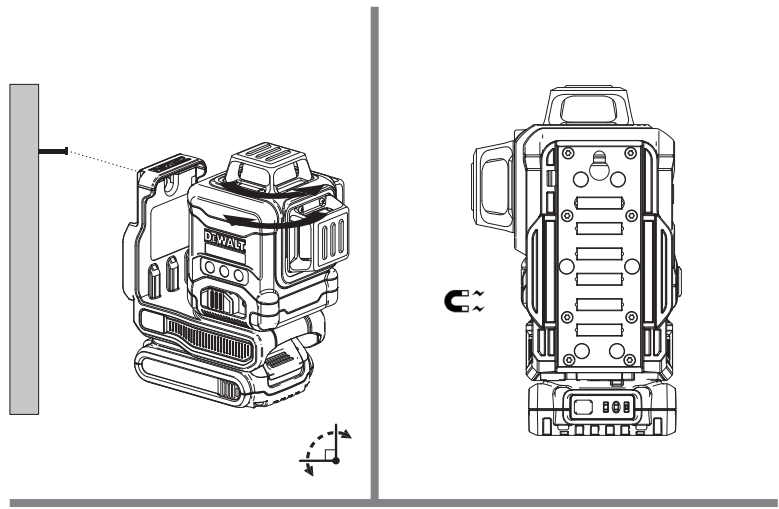
Distance Between (a) and (b)	Allowable Distance Between (a) and (c)
9.0 m	6.2 mm
12.0 m	8.3 mm
15.0 m	10.4 mm

F



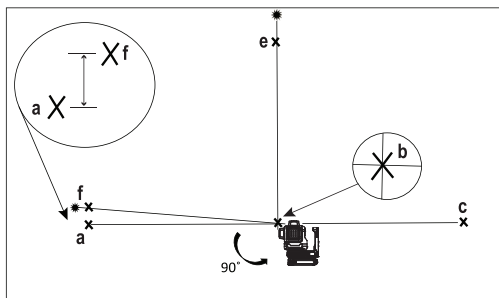
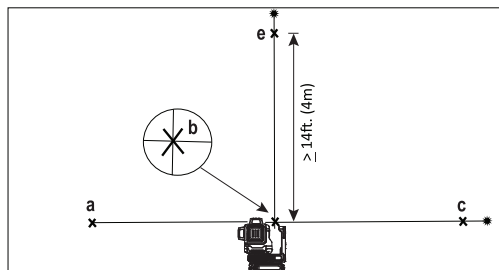
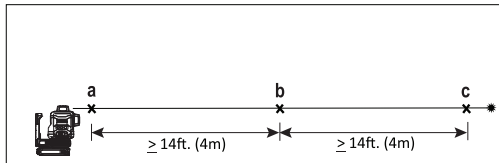
Ceiling Height	Allowable Distance Between Marks
8'	1/16"
10'	3/32"
14'	1/8"
18'	5/32"
30'	1/4'

Ceiling Height	Allowable Distance Between Marks
2.5 m	1.7 mm
3.0 m	2.1 mm
4.0 m	2.8 mm
6.0 m	4.1 mm
9.0 m	6.2 mm



© 2021 DEWALT Industrial Tool Co.
701 East Joppa Road
Towson, Maryland 21286
www.DEWALT.com

G



Distance from a to b	Allowable Distance Between a and f
14'	5/32"
17'	3/16"
20'	7/32"
23'	1/4"

Distance from a to b	Allowable Distance Between a and f
4.0 m	3.5 mm
5.0 m	4.4 mm
6.0 m	5.3 mm
7.0 m	6.2 mm

7/21 NA022833